

ALUMINUM

MAY 2025

product selection guide

- FENCES
- GATES
- RAILINGS



QUALITY BOUNDARIES...
ENDLESS POSSIBILITIES.

Interstate Wholesale Fence is proud to introduce our new **Visions** aluminum fence line made in the USA!

ABOUT INTERSTATE WHOLESALE

Our products are distributed to a select group of preferred fence contractors and distributors throughout the Northeast. Our goal is to deliver quality products which are designed to perform and meet expectations for security and beauty now and into the future. Before you make a decision on the aluminum fence products you will be investing in for your home or business, ask your fence contractor to show you our product samples and see for yourself the Interstate difference. Our Visions fence products reflect our dedication to quality.



Custom Colors Available Upon Request. Meets AAMA 2604 Powder Coating Standards. Colors shown are for representation purposes only. Actual colors may vary.



WE ARE A PROUD AAMA 2604 CERTIFIED APPLICATOR

Interstate Wholesale Fence paints all of its own aluminum fence components to AAMA 2604 standards! This brand-new state of the art Gema automated powder coating system uses 16 automatic spray guns to apply Protech's Z series super durable powder coatings. Our system also uses a 5-stage pretreatment system to apply EnviroServe's environmentally friendly chemicals to promote better paint adhesion, and to provide extreme corrosion resistance. Additionally, our automated powder coating system paints at 10' linear per minute, can fit parts up to 10' long and 8' high, and has a built-in powder reclamation filtration and vacuum system that allows us to reuse overspray powder up to 7 times. The combination of Gema, Enviroserve, & Protech enables Interstate Wholesale Fence to deliver our customers the highest quality aluminum fence that surpasses AAMA 2604 standards at competitive prices!

WHY IS 2604 BETTER?

Test Description	2603 Paint Powder Coat	2604 Paint Powder Coat
South Florida Exposure	1 Year	5 Years
Salt Spray	1,500 Hours	3,000 Hours
Humidity	1,500 Hours	3,000 Hours
Color Retention	1 Year "Slight" Fade	5 Years Fade = 5 Delta E
Gloss Retention	N/A	5 Years = 30% Retention
Chalk Resistance	1 Year "Slight" Chalk	5 Years = ASTM D 4214 Less than or Equal to 8
Erosion Resistance	N/A	5 Years = 10% loss

Gema

ES
EnviroSERVE

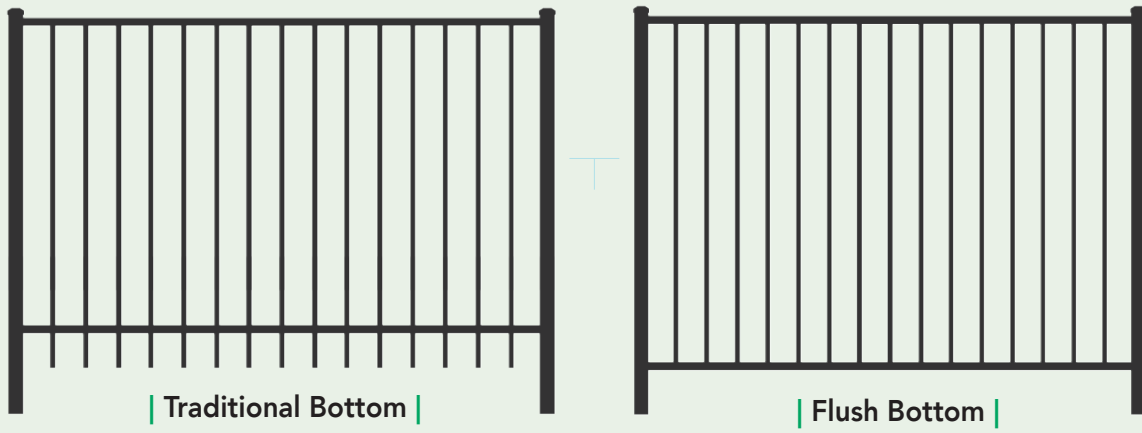
PROTECH
OKYPLAST

** Interstate Wholesale Fence recognizes the value of delivering long-lasting high quality products, so we powder coat our aluminum fence to meet or exceed AAMA 2604 standards.*

COMPONENT	RESIDENTIAL	COMMERCIAL
Pickets	5/8" sq. .050 wall thickness	3/4" sq. .055 wall thickness
Rails	1" x 1" sq. .077 wall thickness	1 1/4" x 1 1/4" sq. .077 wall thickness
Posts	2" x 2" sq. .060 wall thickness	2" x 2" sq. .093 wall thickness
		2 1/2" x 2 1/2" sq. .075 wall thickness
	2" x 2" sq. .125 wall thickness	2 1/2" x 2 1/2" sq. .125 wall thickness

** Residential and commercial grades available in all styles!*

VO048

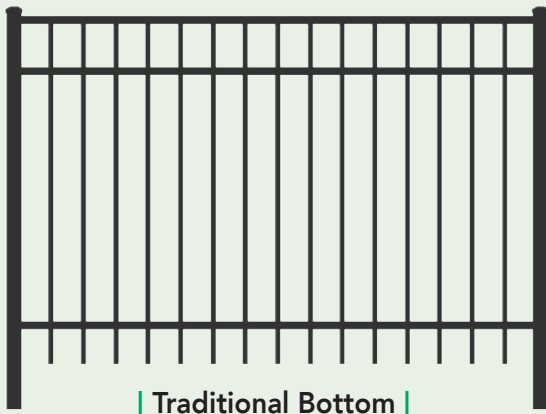


Standard Residential Spacing is approximately 3 7/8" • Standard Commercial Spacing is approximately 3 7/8"

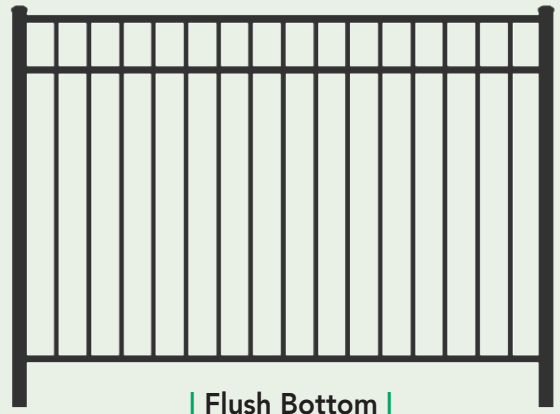
- 6' Wide Residential Panels
- 6' and 8' Wide Commercial Panels
- Black, Bronze and White Available
- 36", 42", and 48" Heights Available
- Flat Top, Single Arched, and Rainbow Arched Gates Available
- Available in Standard & Extra Picket Spacing
- Certain Heights Available to Meet Pool Code Requirements



VO202




| Traditional Bottom |




| Flush Bottom |

Standard Residential Spacing is approximately 3 7/8" · Standard Commercial Spacing is approximately 3 3/4"

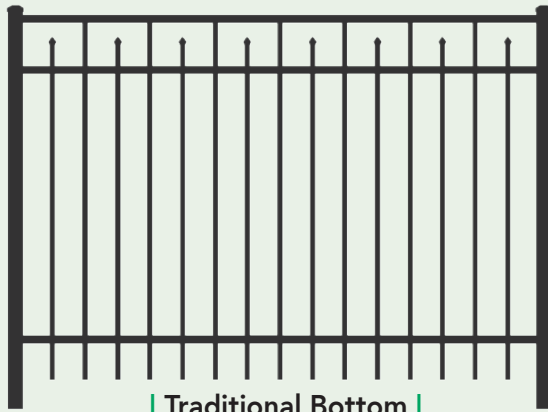
- 6' Wide Residential Panels
- 6' and 8' Wide Commercial Panels
- Black, Bronze and White Available
- 48", 54" and 60" Heights Available
- Optional 4th Rail Available
- Flat Top, Single Arched, and Rainbow Arched Gates Available
- Available in Standard & Extra Picket Spacing
- Available with 18" Puppy Picket
- Certain Heights Available to Meet Pool Code Requirements




| Extra Picket |



| Puppy Picket |



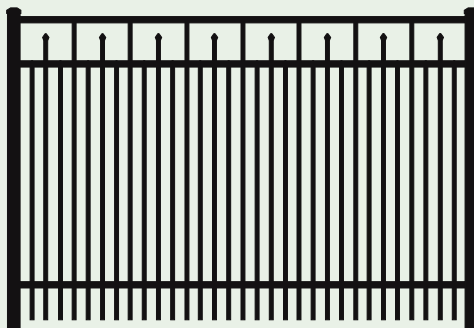
| Traditional Bottom |




| Flush Bottom |

Standard Residential Spacing is approximately 3 7/8" · Standard Commercial Spacing is approximately 3 3/4"

- 6' Wide Residential Panels
- 6' and 8' Wide Commercial Panels
- Black, Bronze and White Available
- 48" and 54" Heights Available
- Optional 4th Rail Available
- Flat Top, Single Arched, and Rainbow Arched Gates Available
- Available in Standard & Extra Picket Spacing
- Available with 18" Puppy Picket
- Certain Heights Available to Meet Pool Code Requirements

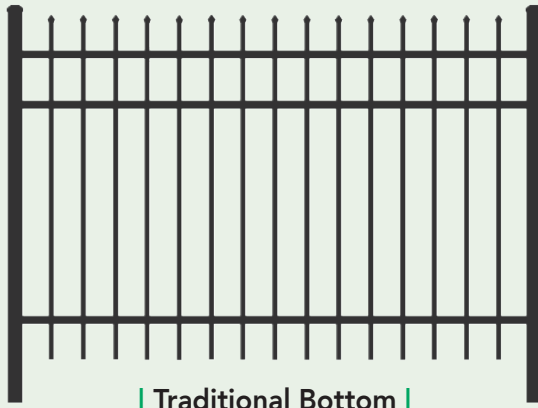


| Extra Picket |

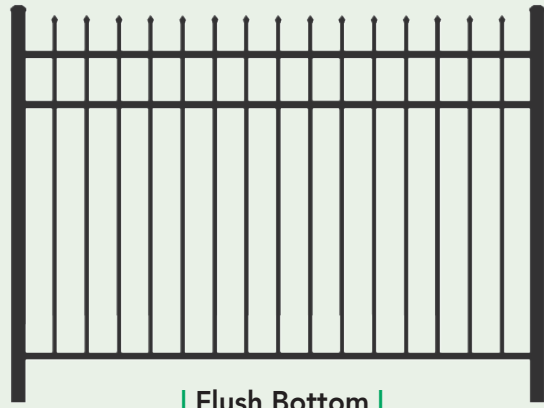


| Puppy Picket |

VO101




| Traditional Bottom |




| Flush Bottom |

Standard Residential Spacing is approximately 3 7/8" · Standard Commercial Spacing is approximately 3 3/4"

- 6' Wide Residential Panels
- 6' and 8' Wide Commercial Panels
- Black, Bronze and White Available
- 36", 42", 48", 54", 60" and 72" Heights Available
- Optional 4th Rail Available
- Flat Top, Single Arched, and Rainbow Arched Gates Available
- Available in Standard & Extra Picket Spacing
- Available with 18" Puppy Picket
- Available with CONCAVE or CONVEX Pickets
- Certain Heights Available to Meet Pool Code Requirements



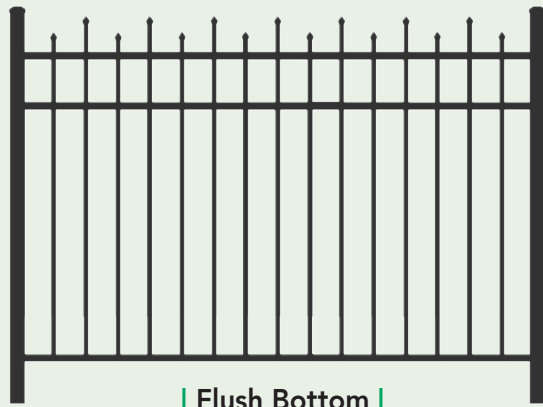
| Extra Picket |



| Puppy Picket |



| Traditional Bottom |




| Flush Bottom |


Standard Residential Spacing is approximately 3 7/8" · Standard Commercial Spacing is approximately 3 3/4"

- 6' Wide Residential Panels
- 6' and 8' Wide Commercial Panels
- Black, Bronze and White Available
- 36", 42", 48", 54", 60" and 72" Heights Available
- Optional 4th Rail Available
- Flat Top Gates Available
- Available in Standard & Extra Picket Spacing
- Available with 18" Puppy Picket
- Certain Heights Available to Meet Pool Code Requirements

* Not stocked. Allow two plus weeks for delivery.



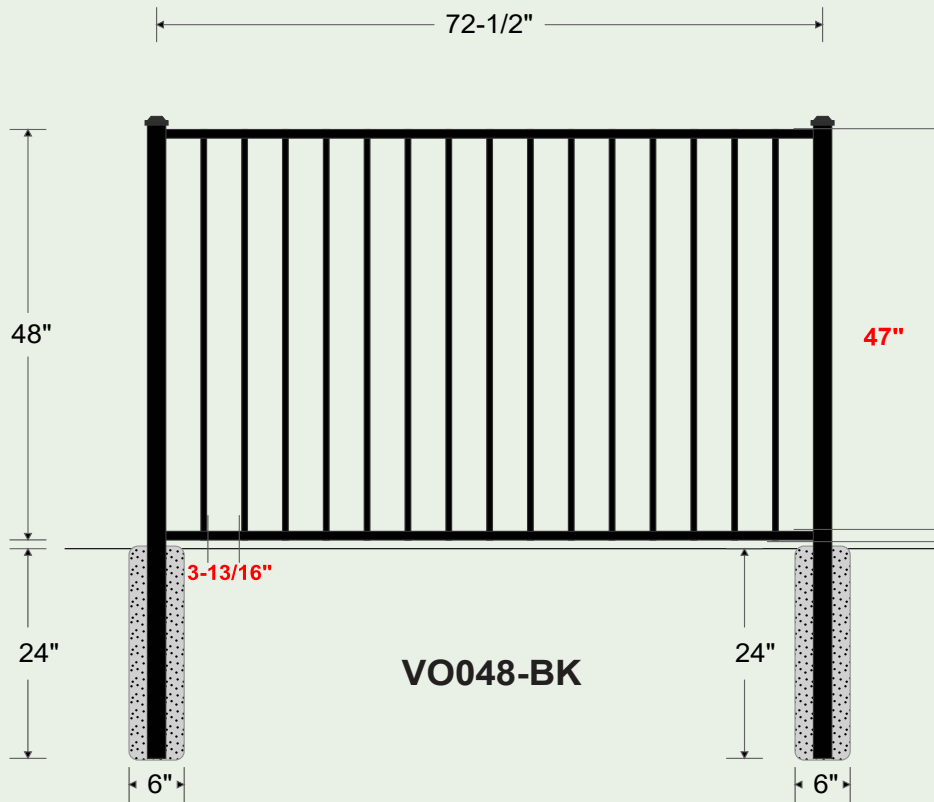
| Extra Picket |



| Puppy Picket |

IN-STOCK PROGRAM

VO048



PRODUCT SPECIFICATIONS

1" x 1"
Square Rails

5/8" x 5/8"
Square Picket

#8 x 3/4"
Pan Head
SS Screws

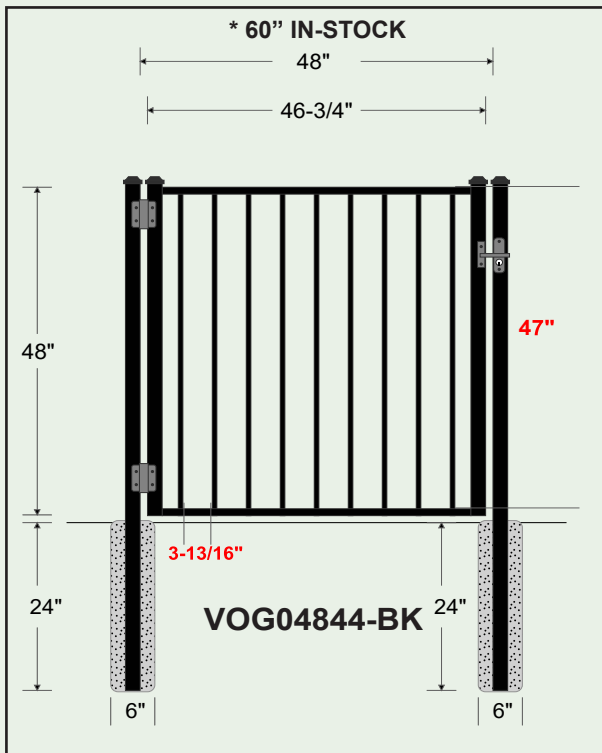
Picket spacing is
3-13/16"

Rail Spacing is
measured top to
top

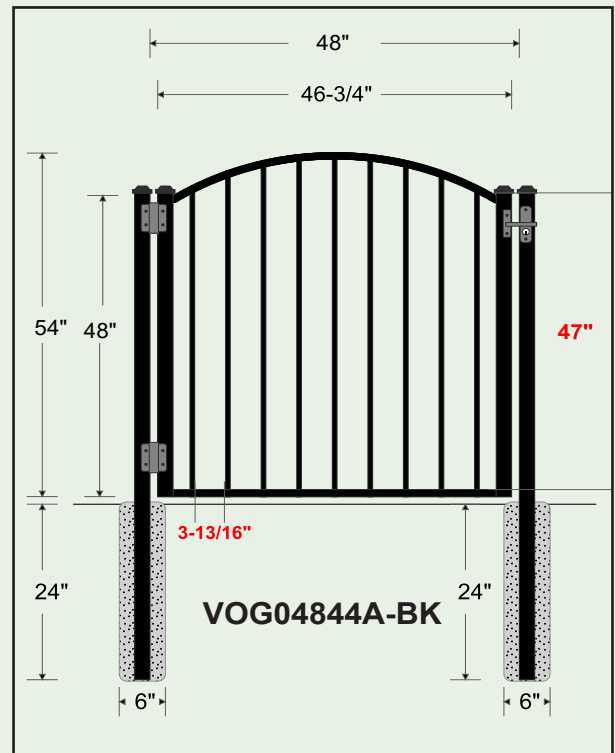
POST RECOMMENDATIONS

2" x 2" x 72"
.060 or .125 wall

Post to be set
72-1/2" on center



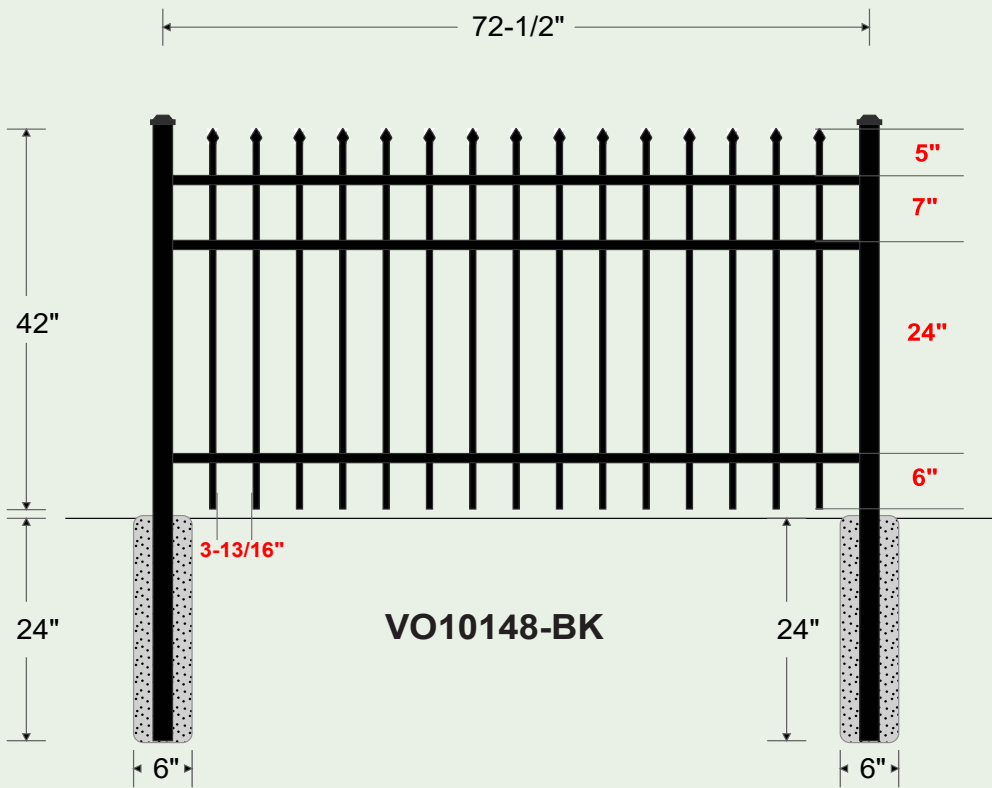
| Flat Top Gate |



| Arched Top Gate |

IN-STOCK PROGRAM

VO10148



PRODUCT SPECIFICATIONS

1" x 1"
Square Rails

5/8" x 5/8"
Square Picket

#8 x 3/4"
Pan Head
SS Screws

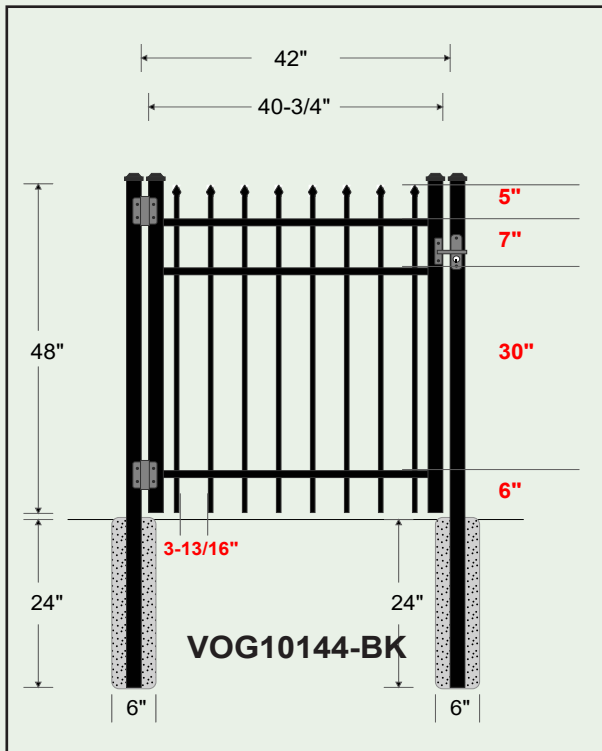
Picket spacing is
3-13/16"

Rail Spacing is
measured top to
top

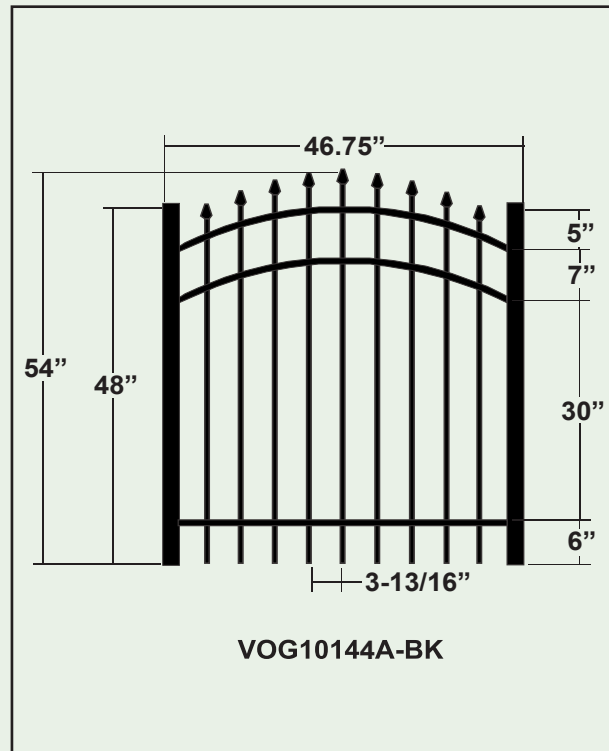
POST RECOMMENDATIONS

2" x 2" x 72"
.060 or .125 wall

Post to be set
72-1/2" on center



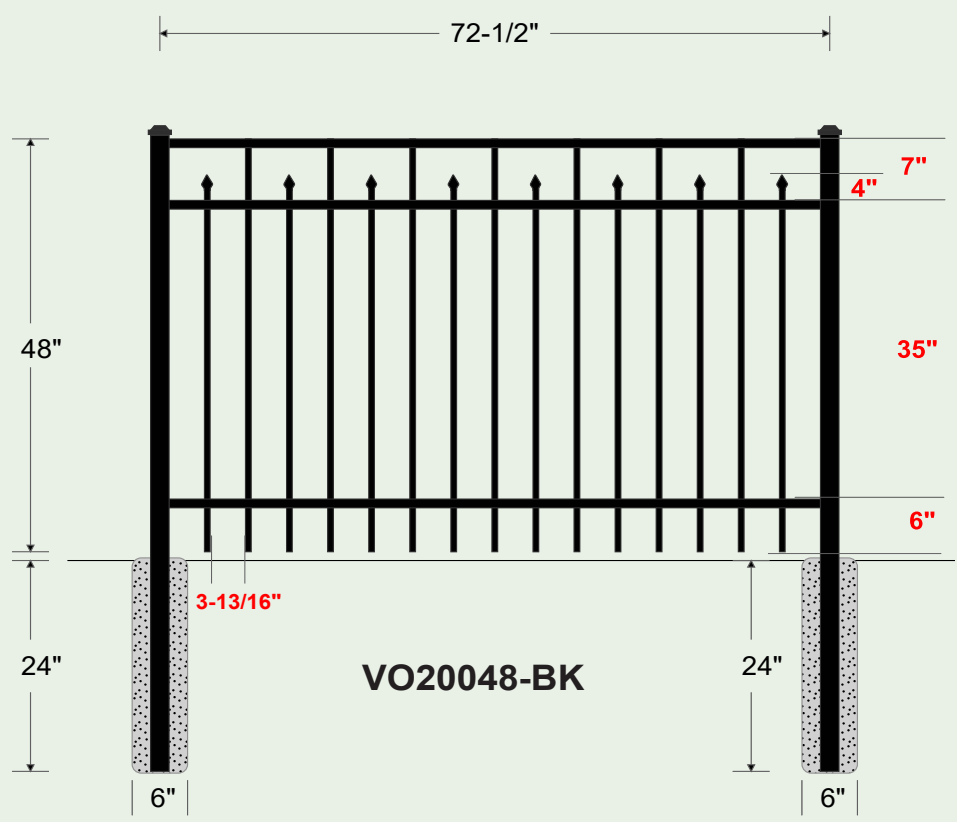
| Flat Top Gate |



| Arched Top Gate |

IN-STOCK PROGRAM

VO20048



PRODUCT SPECIFICATIONS

1" x 1" Square Rails

5/8" x 5/8" Square Picket

#8 x 3/4" Pan Head SS Screws

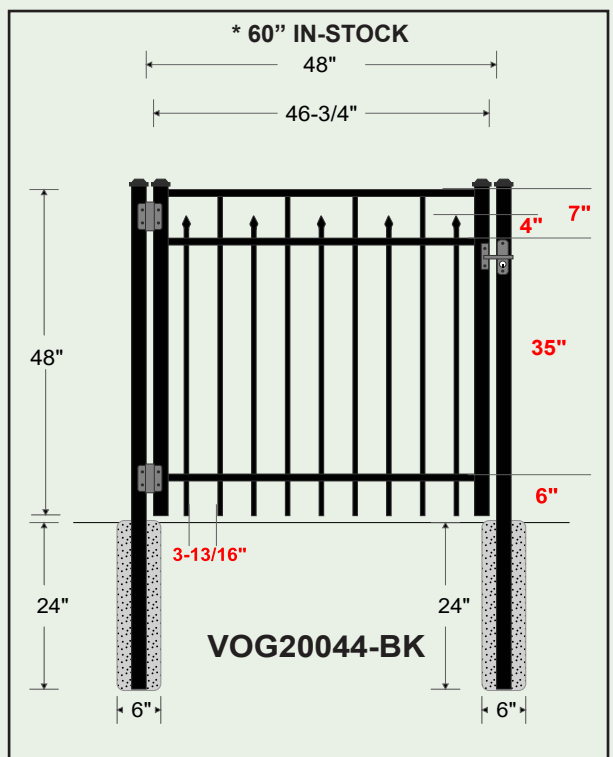
Picket spacing is 3-13/16"

Rail Spacing is measured top to top

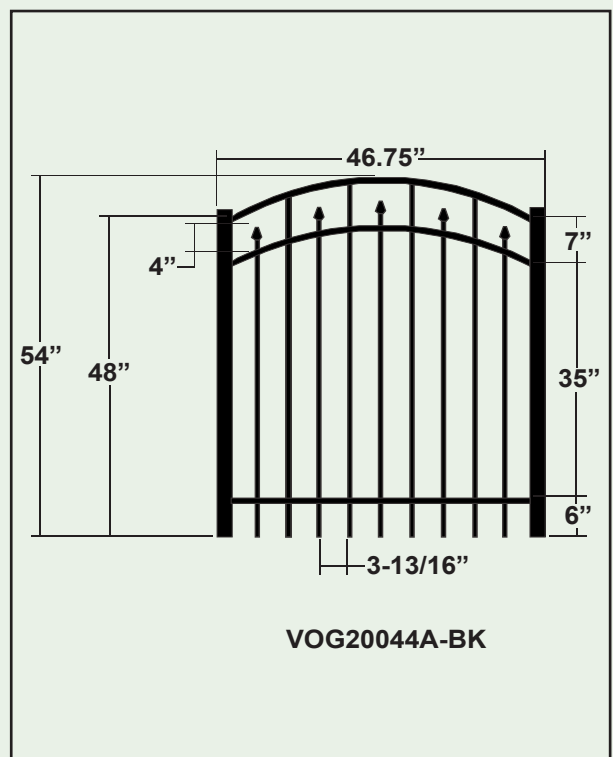
POST RECOMMENDATIONS

2" x 2" x 72" .060 or .125 wall

Post to be set 72-1/2" on center



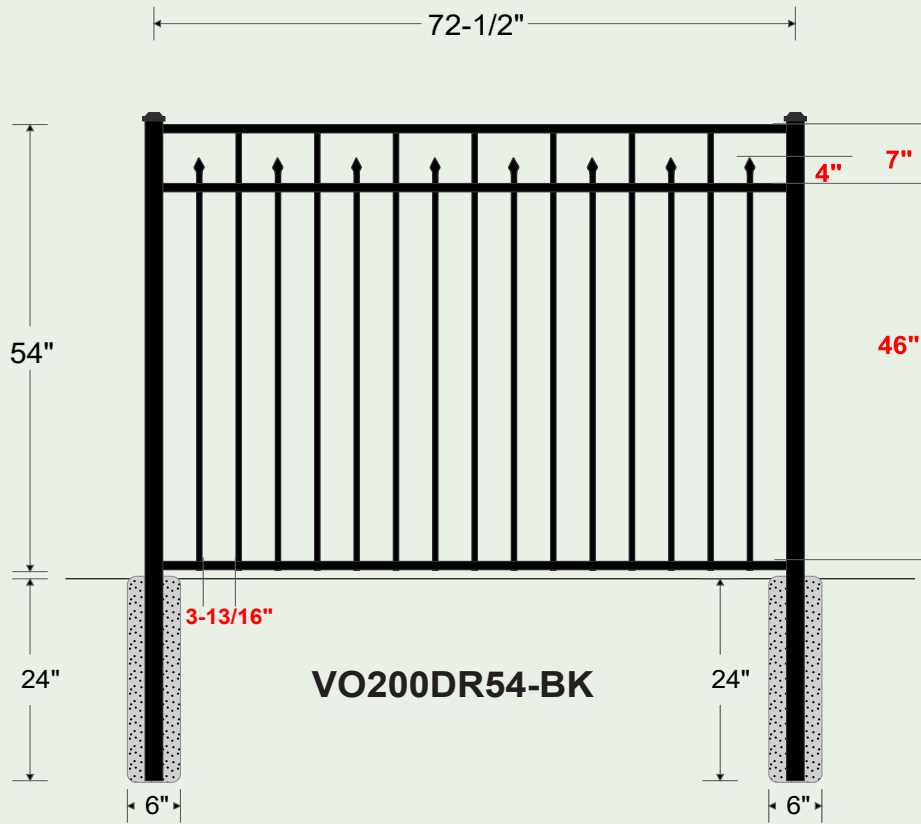
| Flat Top Gate |



| Arched Top Gate |

IN-STOCK PROGRAM

VO200DR54



PRODUCT SPECIFICATIONS

1" x 1"
Square Rails

5/8" x 5/8"
Square Picket

#8 x 3/4"
Pan Head
SS Screws

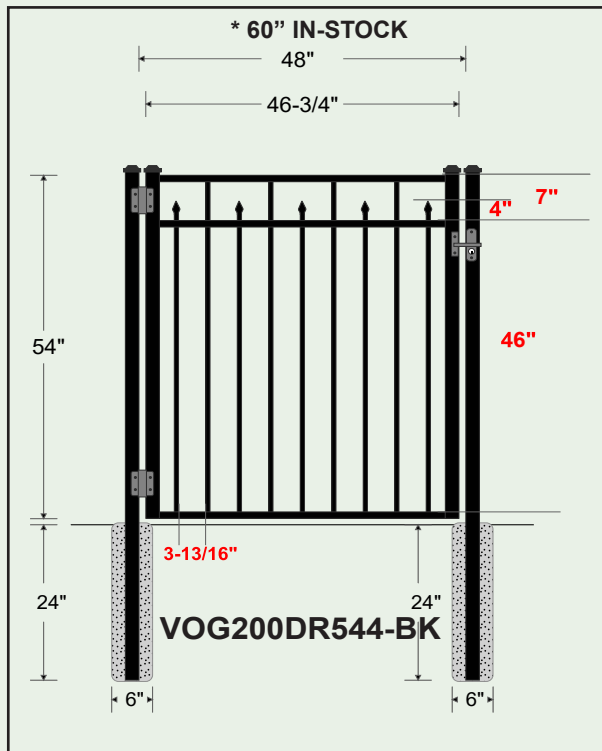
Picket spacing is
3-13/16"

Rail Spacing is
measured top to
top

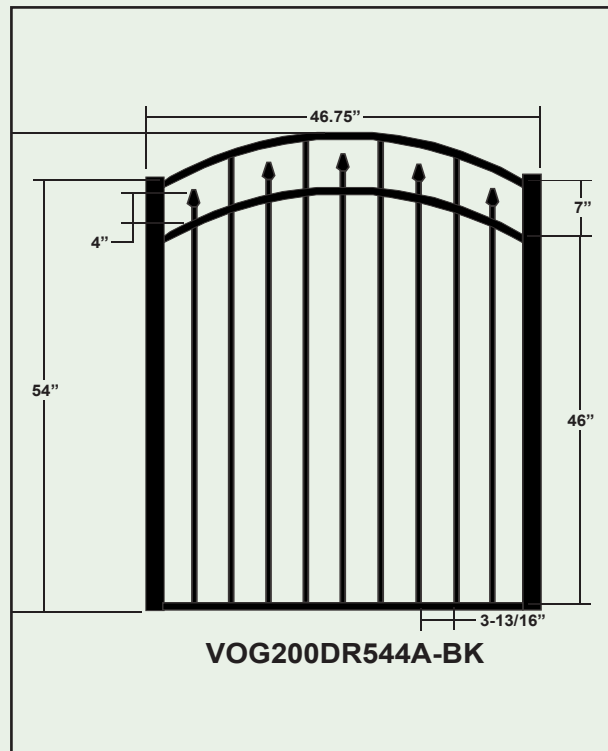
POST RECOMMENDATIONS

2" x 2" x 84"
.060 or .125 wall

Post to be set
72-1/2" on center



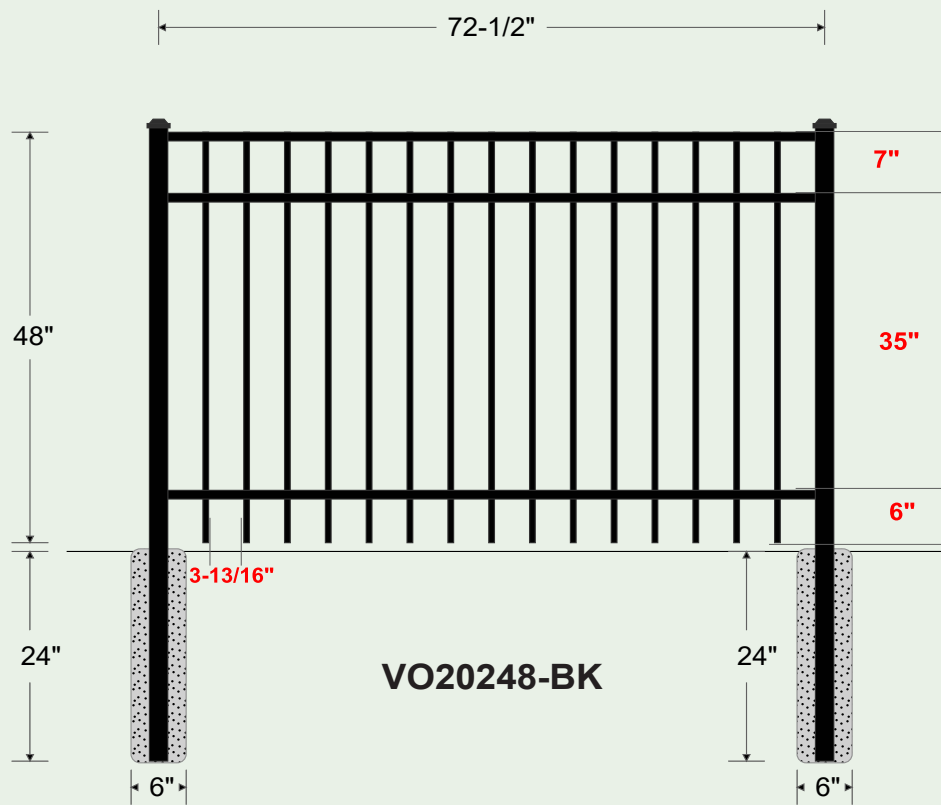
| Flat Top Gate |



| Arched Top Gate |

IN-STOCK PROGRAM

VO20248



PRODUCT SPECIFICATIONS

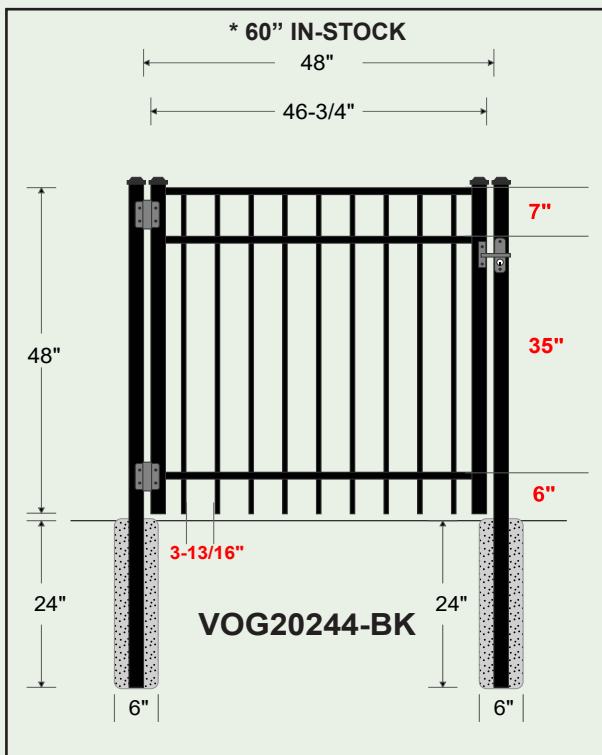
- 1" x 1" Square Rails
- 5/8" x 5/8" Square Picket
- #8 x 3/4" Pan Head SS Screws

Picket spacing is 3-13/16"

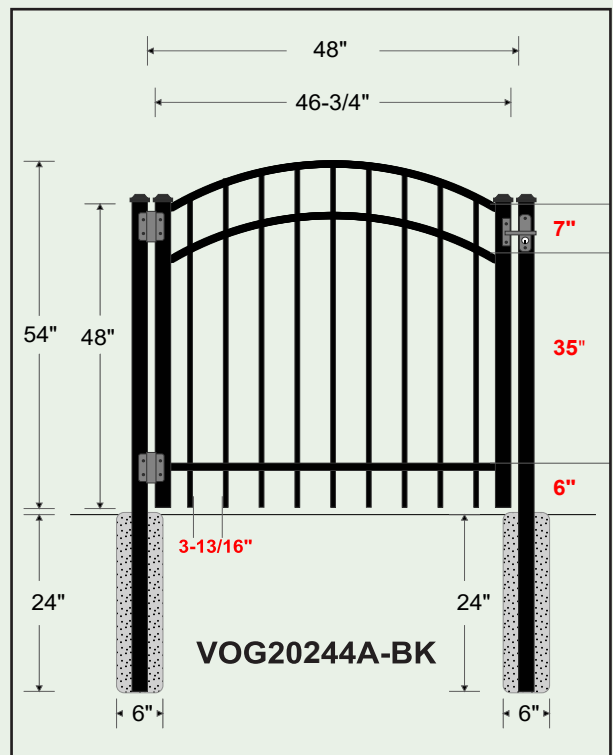
Rail Spacing is measured top to top

POST RECOMMENDATIONS

- 2" x 2" x 72" .060 or .125 wall
- Post to be set 72-1/2" on center



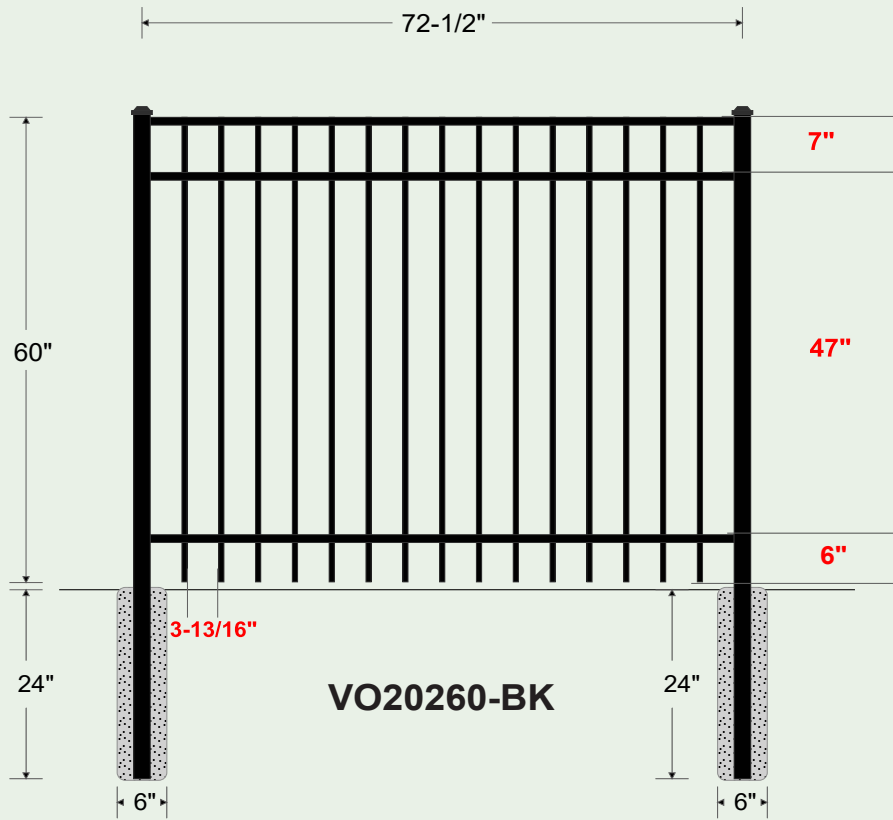
| Flat Top Gate |



| Arched Top Gate |

IN-STOCK PROGRAM

VO20260



PRODUCT SPECIFICATIONS

1" x 1"
Square Rails

5/8" x 5/8"
Square Picket

#8 x 3/4"
Pan Head
SS Screws

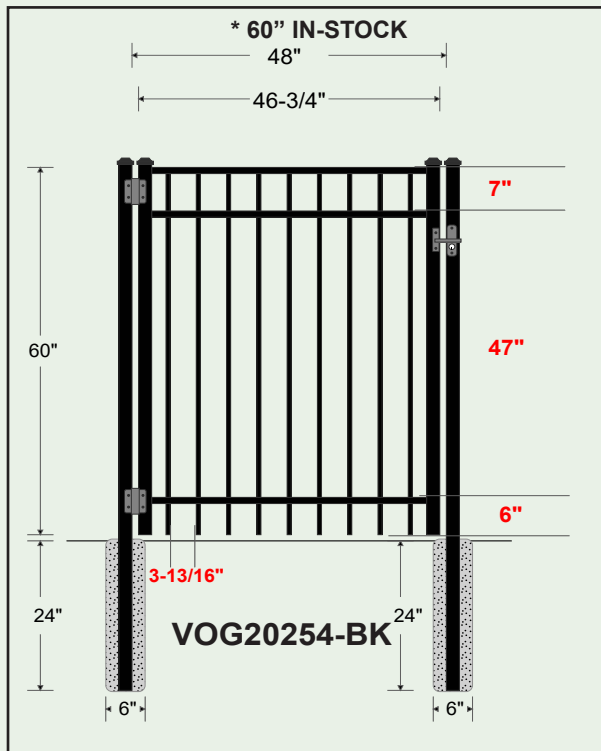
Picket spacing is
3-13/16"

Rail Spacing is
measured top to
top

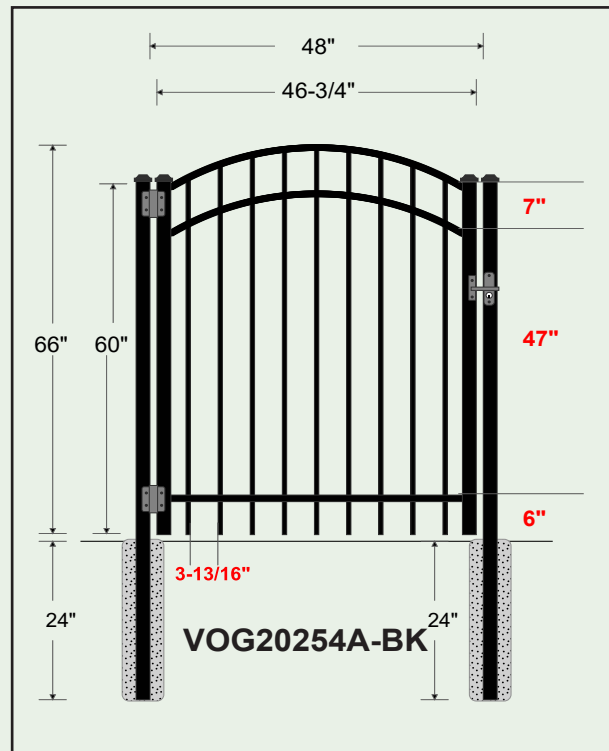
POST RECOMMENDATIONS

2" x 2" x 84"
.060 or .125 wall

Post to be set
72-1/2" on center



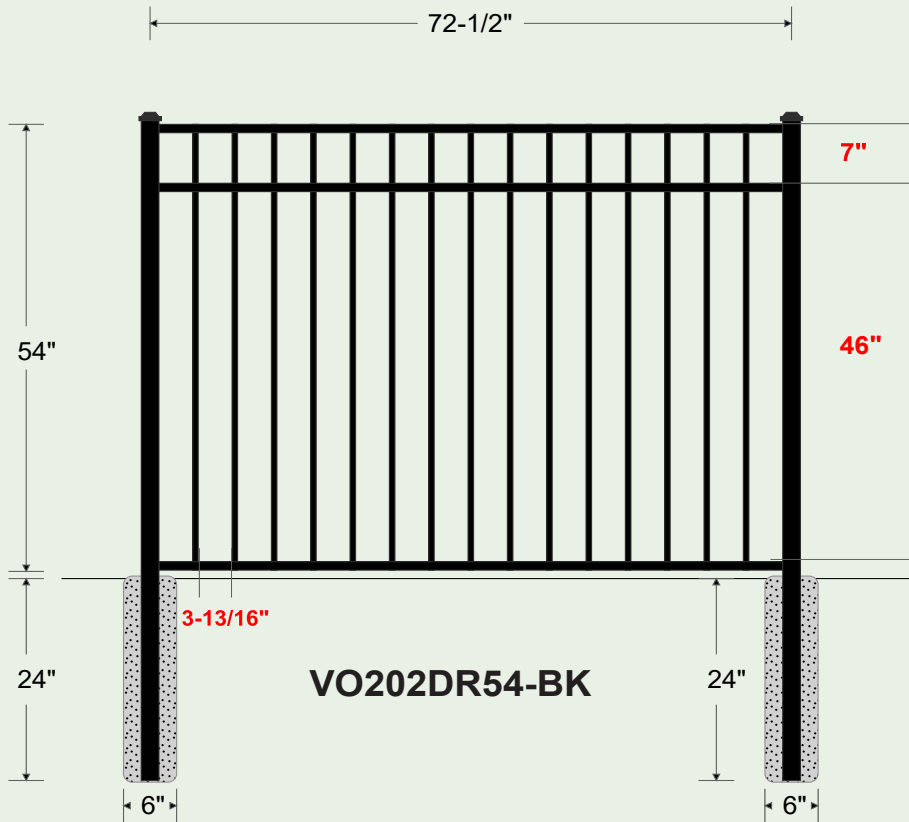
| Flat Top Gate |



| Arched Top Gate |

IN-STOCK PROGRAM

VO202DR54



PRODUCT SPECIFICATIONS

1" x 1"
Square Rails

5/8" x 5/8"
Square Picket

#8 x 3/4"
Pan Head
SS Screws

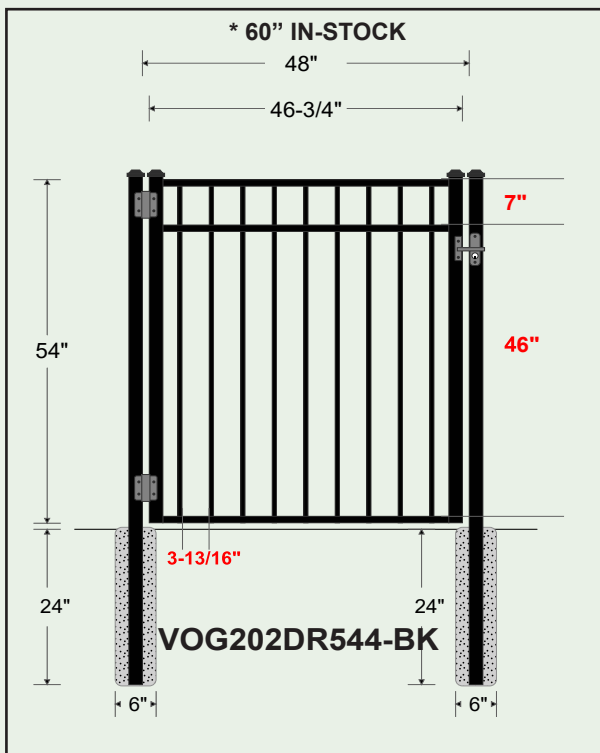
Picket spacing is
3-13/16"

Rail Spacing is
measured top to
top

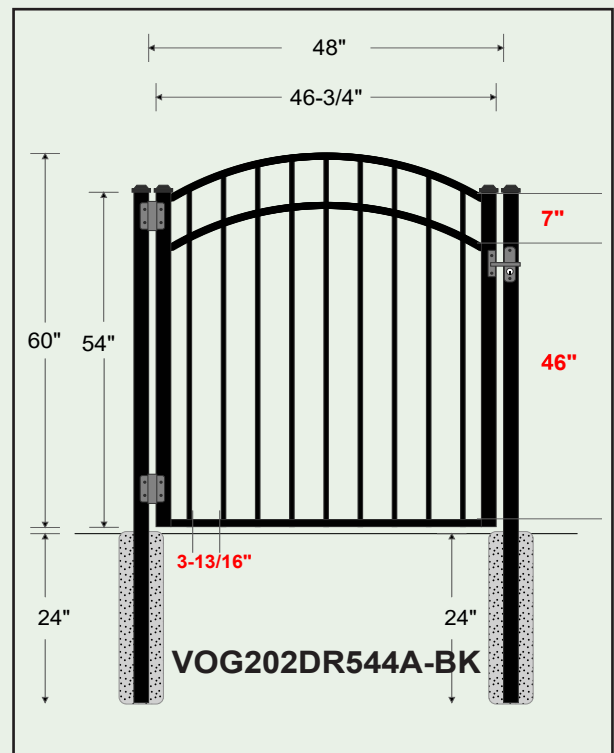
POST RECOMMENDATIONS

2" x 2" x 84"
.060 or .125 wall

Post to be set
72-1/2" on center



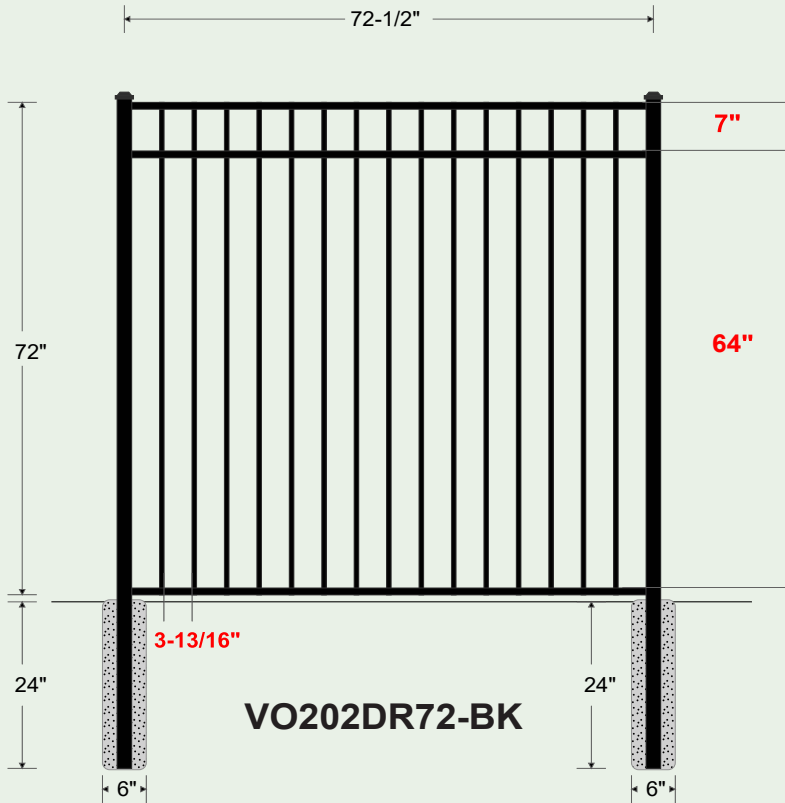
| Flat Top Gate |



| Arched Top Gate |

IN-STOCK PROGRAM

VO202DR72



PRODUCT SPECIFICATIONS

1" x 1"
Square Rails

5/8" x 5/8"
Square Picket

#8 x 3/4"
Pan Head
SS Screws

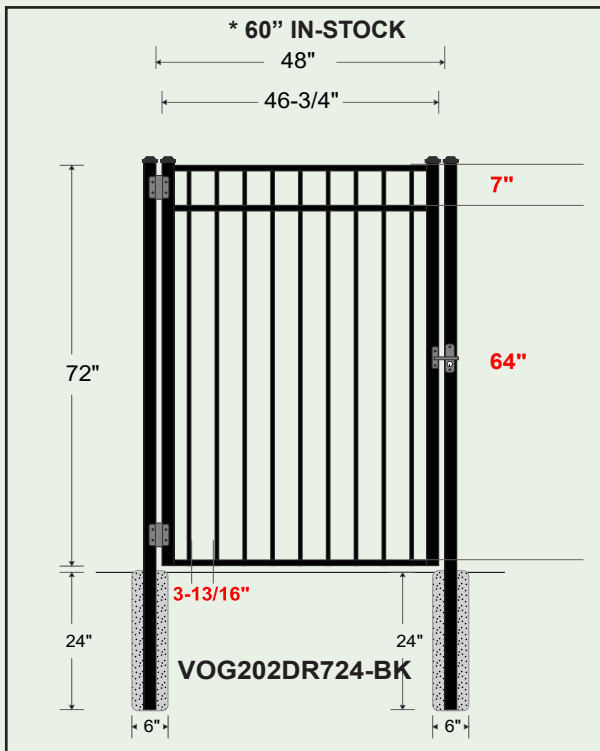
Picket spacing is
3-13/16"

Rail Spacing is
measured top to
top

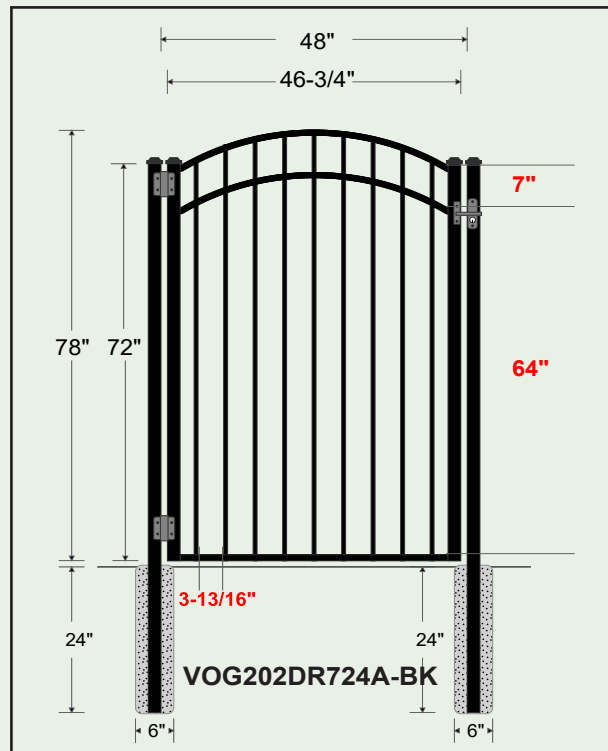
POST RECOMMENDATIONS

2" x 2" x 96"
.060 or .125 wall

Post to be set
72-1/2" on center



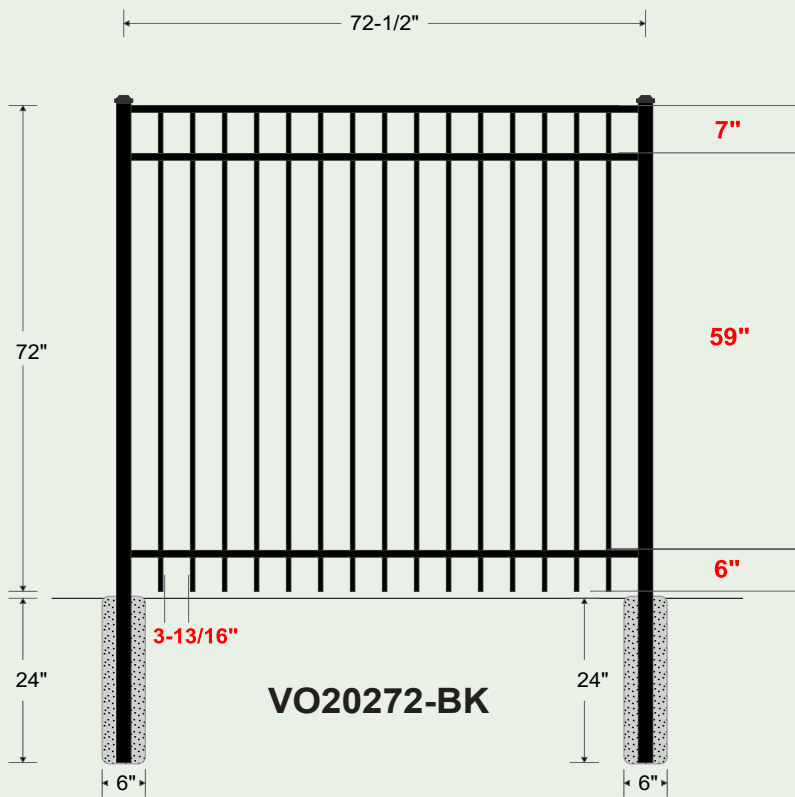
| Flat Top Gate |



| Arched Top Gate |

IN-STOCK PROGRAM

VO20272



PRODUCT SPECIFICATIONS

1" x 1"
Square Rails

5/8" x 5/8"
Square Picket

#8 x 3/4"
Pan Head
SS Screws

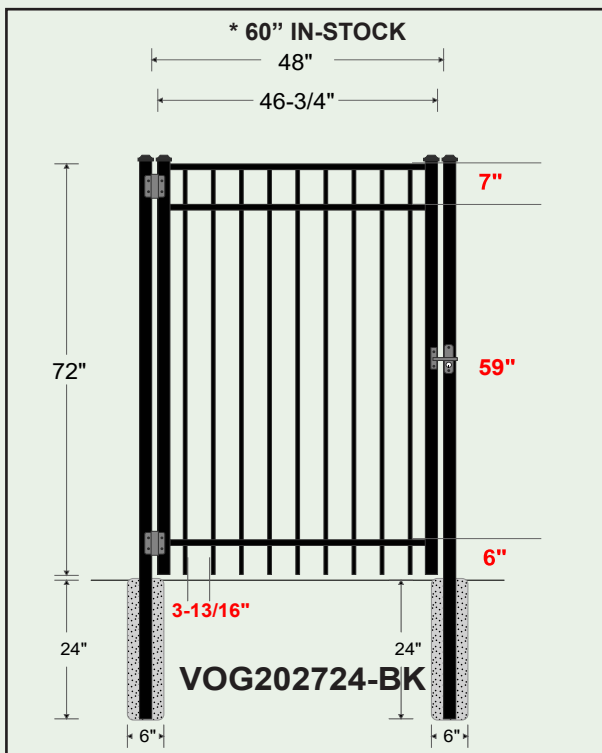
Picket spacing is
3-13/16"

Rail Spacing is
measured top to
top

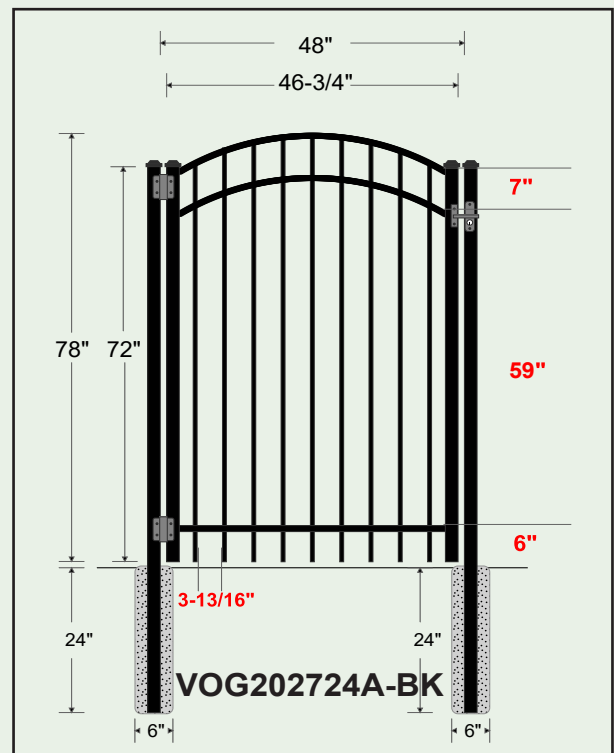
POST RECOMMENDATIONS

2" x 2" x 96"
.060 or .125 wall

Post to be set
72-1/2" on center




| Flat Top Gate |



| Arched Top Gate |

ESTATE GATES

Add a stunning Estate Gate to enhance the entrance of your home! We offer classic and elegant gates designed with quality materials and powder coated for beauty and durability that lasts.



GATES & HARDWARE



| Flat Top Single |



| Arched Top Single |



| Rainbow Arched Doubled |



| Gravity Latch |



| Drop Rod |



| Magnetic Pool Latch
10" or 20" |



| Orna-Mag Latch |



| Stainless Steel
Heavy-Duty Hinge |



| Self-Closing Hinge |

CAPS & ACCESSORIES



| Flat Cap |



| Wall Mount |



| Tri-Finial |



| Quad Finial |



| Ball Cap |



| Adjustable Wall
Mount |



| Deck Mount |



| Butterfly Scroll |



| Decorative Rings
& Estate Scrolls |

* Butterfly Scrolls, Estate Scrolls, and Finials are sold on an individual basis. These are installed based on customer preference.

AMERICAN RAILINGS

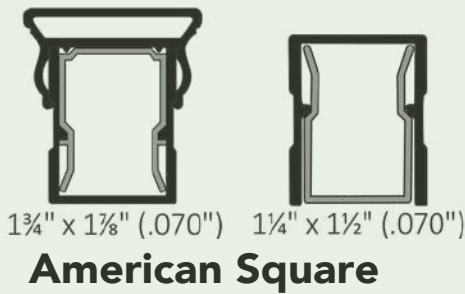
Available for immediate shipment. American Square – (Scranton) in textured black & bronze. Other styles and colors available on special order.

KEYLINK's American Series are lightweight aluminum railing systems that are finished in a weather resistant AAMA 2604 powder coating. They also feature unique full-length PVC inserts in both rails to create a tighter and quieter fit.

KEYLINK | SPECIFICATIONS

POSTS:	2 1/2" Posts – plus caps, skirts, brackets
GATE POST:	2" x 2" x 0.125 wall thickness
STRAIGHT SECTIONS:	36" x 6'w, 36" x 8'w
STAIR SECTIONS:	36" x 6'w, 36" x 8'w
COATING:	Weather resistant AAMA 2604


QUALITY | RAILINGS THAT STAND OUT | STYLES IN STOCK



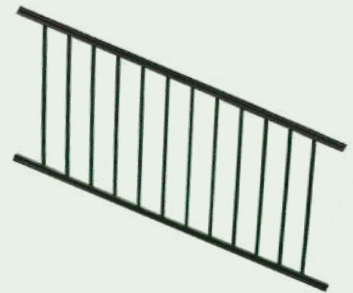
| AMERICAN SQUARE RAIL |



| AMERICAN SQUARE RAIL |



| AMERICAN SQUARE STRAIGHT BLACK |



| AMERICAN SQUARE STAIRS BLACK |



| AMERICAN SQUARE STRAIGHT BRONZE |



| AMERICAN SQUARE STAIRS BRONZE |



QUALITY BOUNDARIES...
ENDLESS POSSIBILITIES.



1084 SUNRISE HIGHWAY
AMITYVILLE, NEW YORK 11701

www.interstatevisions.com